



Fiberglass Strut Systems

INTRODUCTION

Seasafe is proud to present our new line of Fiberglass Strut and Accessories. You'll find a complete selection of non-metallic accessories, fasteners, hangers, pipe clamps and channels. With more than 20 years of corrosion-combat experience, we provide a complete line, together with the know-how required to solve your problems. And – we are dedicated to timely delivery as well as precise solutions to your problems.

Most Seasafe Strut Products are available in a choice of resins – either vinylester or polyester. Our design and engineering staff is ready to help you select the material that best suits your needs, in the most effective and efficient manners.

To assist you in selecting the correct Seasafe Strut Products quickly and easily, a comprehensive Part Number Index is included. If you know the part you need, you'll find it fast. The rest of the catalog is organized so you can easily find what you need, A local network of Seasafe stocking representatives and distributors also stands ready to help you. Just tell us what you need – we'll do the rest!

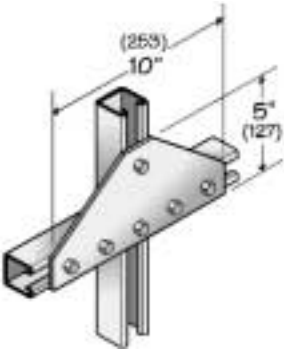
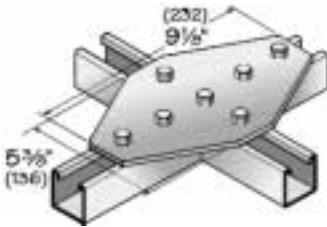
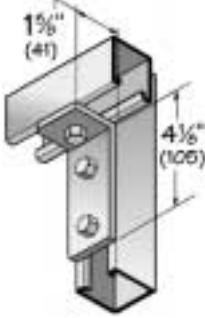
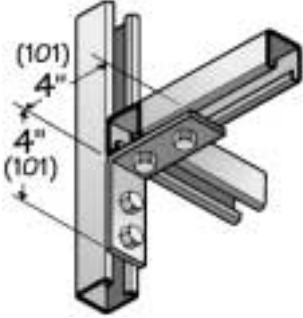
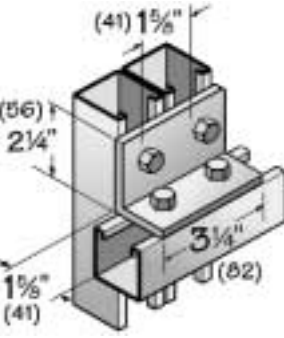
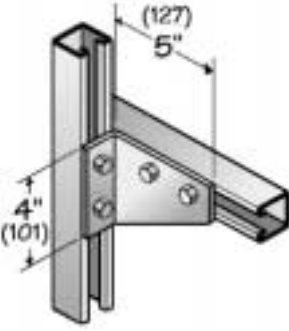
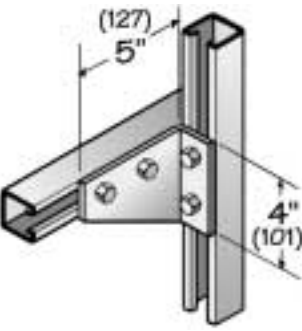
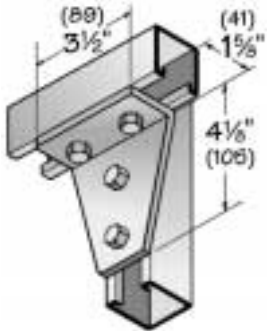
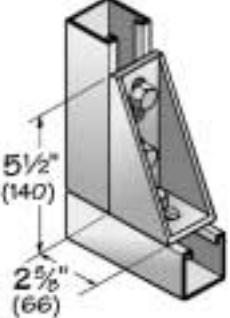
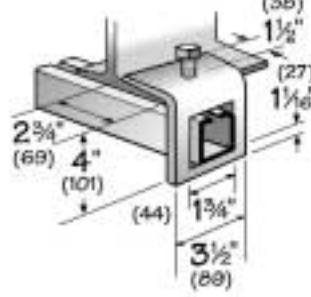


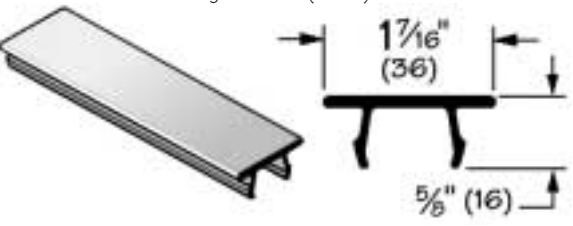
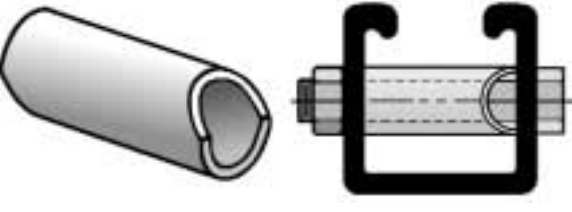


SEASAFE – The easy-to-work-with company. Our position is very simple. People who pay attention to business and treat their customers the way they'd like to be treated themselves will always be winners. That's why you'll find yourself talking to a real, live person instead of the universally-hated "voice mail." It's why we tell it like it is instead of beating around the bush. It's why customer satisfaction is one of our driving forces. And why improvement is our daily goal. We want you to enjoy doing business with us as much as we enjoy doing business with you.

TABLE OF CONTENTS

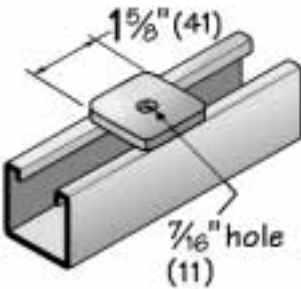
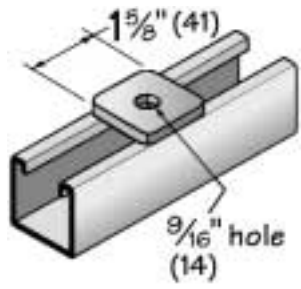
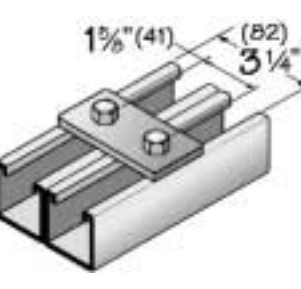
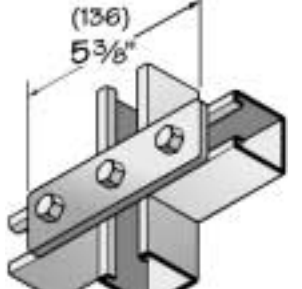
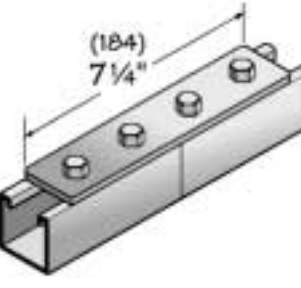
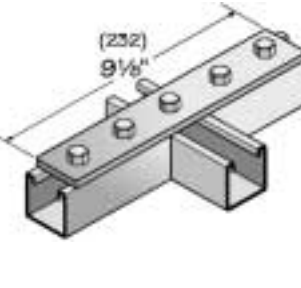
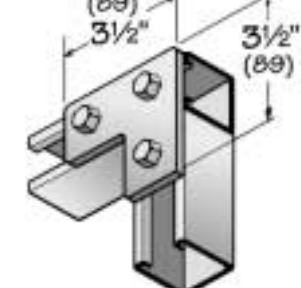
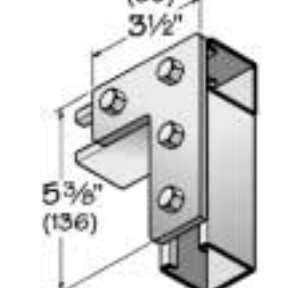
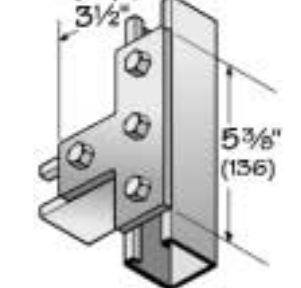
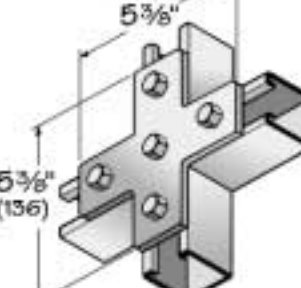
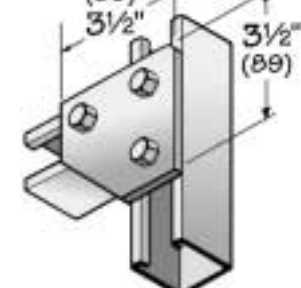
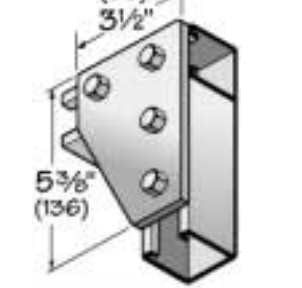
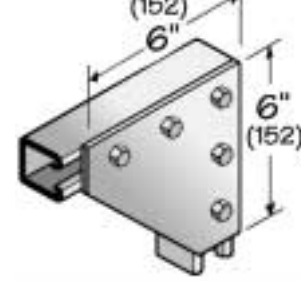
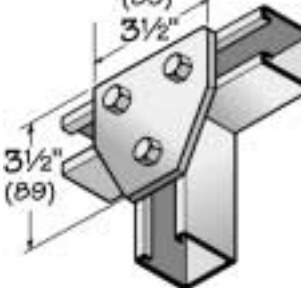
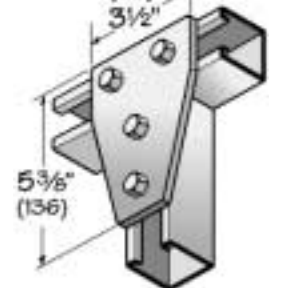
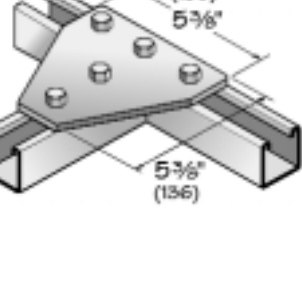
Introduction - Background information, the easy-to-work-with company	2
Part Number Index - If you know the part number, this will help you find it	3
Channels, Combinations & Hole Patterns	4
Channel Load Charts - Beam Loading Data for both polyester & vinylester	5
Non-Metallic Threaded Hardware & Sealant	6,7
Pipe Clamps	8
Pipe Hangers, Brackets & Beam Clamps	9
Fittings	10,11
Other SEASAFE Products	Back Cover

FITTINGS

 <p>Dimensions: (253) 10", 5" (127)</p>	 <p>Dimensions: (232) 9 1/8", 5 3/8" (136)</p>	 <p>Dimensions: 1 1/8" (41), 4 1/8" (105)</p>	 <p>Dimensions: (101) 4", 4" (101)</p>
 <p>Dimensions: (41) 1 5/8", (56) 2 1/4", 1 1/8" (41), 3 1/4", (82)</p>	 <p>Dimensions: (127) 5", 4" (101)</p>	 <p>Dimensions: (127) 5", 4" (101)</p>	 <p>Dimensions: (89) 3 1/2", (41) 1 1/8", 4 1/8" (105)</p>
 <p>Dimensions: 5 1/2" (140), 2 5/8" (66)</p>	 <p>Dimensions: (38) 1 1/2", (27) 1 1/8", 2 3/4" (69), 4" (101), (44) 1 3/4", 3 1/2" (89)</p> <p>Window Clamp</p>	 <p>Dimensions: 3" (76), 6 5/8" (167), 5" (127)</p> <p>Double Base</p>	 <p>Dimensions: 3" (76), 5" (127), 5" (127)</p> <p>Single Base</p>
 <p>Standard length 10 ft. (3.05)</p> <p>Dimensions: 1 7/16" (36), 5/8" (16)</p> <p>Closure Strip</p>	 <p>Channel Spacer (for 3/8" rod)</p>		
<p>SSCS-158</p>	<p>SCSP-158</p>		

All fittings are 1-5/8" (41) wide and 1/4" (6) thick unless specified otherwise. All holes are 13/32" (10) diameter unless specified otherwise.

FITTINGS

 <p>1 5/8" (41) 7/16" hole (11)</p>	 <p>1 5/8" (41) 9/16" hole (14)</p>	 <p>1 5/8" (41) 3 1/4" (82)</p>	 <p>5 3/8" (136)</p>
 <p>7 1/4" (184)</p>	 <p>9 1/8" (232)</p>	 <p>3 1/2" (89) 3 1/2" (89)</p>	 <p>3 1/2" (89) 5 3/8" (136)</p>
 <p>3 1/2" (89) 5 3/8" (136)</p>	 <p>5 3/8" (136) 5 3/8" (136)</p>	 <p>3 1/2" (89) 3 1/2" (89)</p>	 <p>3 1/2" (89) 5 3/8" (136)</p>
 <p>6" (152) 6" (152)</p>	 <p>3 1/2" (89) 3 1/2" (89)</p>	 <p>3 1/2" (89) 5 3/8" (136)</p>	 <p>5 3/8" (136) 5 3/8" (136)</p>

All fittings are 1-5/8" (41) wide and 1/4" (6) thick unless specified otherwise. All holes are 13/32" (10) diameter unless specified otherwise.

PART NUMBER INDEX

Channels

SSP-100	4
SSV-100	4
SSP-100-D	4
SSV-100-D	4
SSP-158	4
SSV-158	4
SSP-158-D	4
SSV-158-D	4
SSP-100-H	4
SSV-100-H	4
SSP-158-H	4
SSV-158-H	4
SSP-100-S	4
SSV-100-S	4
SSP-158-S	4
SSV-158-S	4
SSP-158-I (concrete insert)	4
SSV-158-I (concrete insert)	4

Non-Metallic Threaded Hardware

F516100	6
F516114	6
F38100	6
F38114	6
F38212	6
F12100	6
F12114	6
F12212	6
F38HN	6
F12HN	6
F58HN	6
F38AT	6
F12AT	6
F58AT	6
F38ATHN	6
F12ATHN	6
FRC38	6
FRC12	6
FRC58	6
FUB050	7
FUB075	7
FUB100	7
FUB114	7
FUB112	7
FUB200	7
FUB212	7
FUB300	7
FUB312	7
FUB400	7
FCN38	7

Non-Metallic Threaded Hardware (continued)

FCN38WO	7
FCN12	7
FCN12WO	7
F38W	7
F12W	7
F58W	7
F34W	7
F100W	7

Resin Seal Kits & Spray Sealant

RSK-05	7
RSKV-05	7
RSK-010	7
RSKV-010	7
CLEAR-1215	7

Pipe Clamps

SAPC050	8
SAPC100	8
SAPC112	8
SAPC212	8
SRPC050	8
SRPC075	8
SRPC100	8
SRPC114	8
SRPC112	8
SRPC200	8
SRPC212	8
SRPC300	8
SRPC312	8
SRPC400	8
SCSC	8

Pipe Hangers, Brackets & Beam Clamps

SCH200	9
SCH212	9
SCH300	9
SCH400	9
SCH600	9
SCH800	9
SCH1000	9
SCH1200	9
SB1-06P	9
SB1-09P	9
SB1-12P	9
SB1-18P	9

Pipe Hangers, Brackets & Beam Clamps (continued)

SB1-24P	9
SB2-24P	9
SB2-30P	9
SB2-36P	9
SBC	9
SBC-RC	9

Fittings

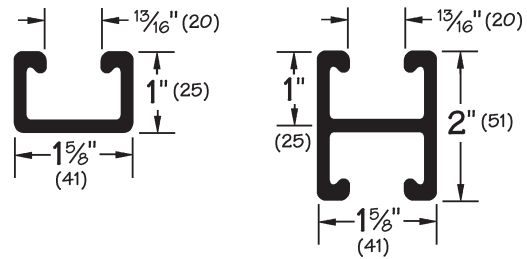
SFP-1S7	10
SFP-1S9	10
SFP-2S	10
SFP-3S	10
SFP-4S	10
SFP-5S	10
SFP-3HL	10
SFP-4HL	10
SFP-4HT	10
SFP-5HX	10
SFP-3HCG	10
SFP-4HCG	10
SFP-5HCG	10
SFP-3HTG	10
SFP-4HTG	10
SFP-5HTG	10
SFP-6HTG	11
SFP-7HXG	11
SFP-3VL	11
SFP-4VL	11
SFP-4VLD	11
SFP-4VGL	11
SFP-4VGR	11
SFP-4VTG	11
SFP-3CB	11
SWC-158	11
SSV-DBASE	11
SSV-SBASE	11
SSCS-158	11
SCSP-158	11

Note: Throughout this catalog, dimensions shown as metric or in parentheses are in millimeters, unless otherwise specified.

CHANNELS, COMBINATIONS & HOLE PATTERNS

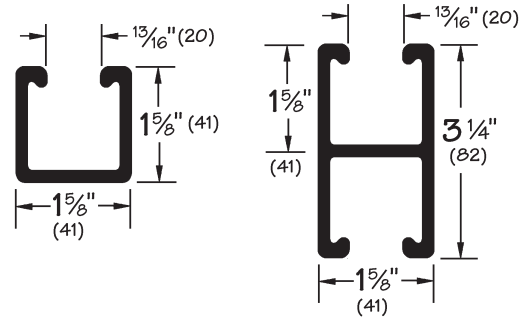
Part No.	Material/Resin	Description	Color	Weight	
				lbs. / ft.	kg / m
SSP-100	Polyester	Solid Back	Gray	.47	.70
SSV-100	Vinylester	Solid Back	Beige	.47	.70
SSP-100-D	Polyester	Solid Back	Gray	.86	1.28
SSV-100-D	Vinylester	Solid Back	Beige	.86	1.28

Stocked in 10' (3.05 m) and 20' (6.09 m) length. Cut-to-length channel also available.



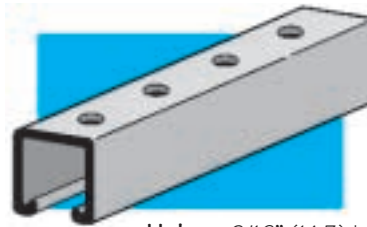
Part No.	Material/Resin	Description	Color	Weight	
				lbs. / ft.	kg / m
SSP-158	Polyester	Solid Back	Gray	.63	.94
SSV-158	Vinylester	Solid Back	Beige	.63	.94
SSP-158-D	Polyester	Solid Back	Gray	1.17	1.75
SSV-158-D	Vinylester	Solid Back	Beige	1.17	1.75

Stocked in 10' (3.05 m) and 20' (6.09 m) length. Cut-to-length channel also available.



Part No.	Material/Resin	Description	Color	Weight	
				lbs. / ft.	kg / m
SSP-100-H	Polyester	Holes in Back	Gray	.45	.67
SSV-100-H	Vinylester	Holes in Back	Beige	.45	.67
SSP-158-H	Polyester	Holes in Back	Gray	.61	.91
SSV-158-H	Vinylester	Holes in Back	Beige	.61	.91

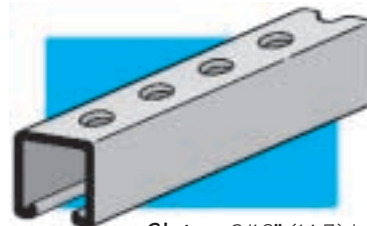
Stocked in 10' (3.05 m) and 20' (6.09 m) length. Cut-to-length channel also available.



Holes - 9/16" (14.3) holes X 1 7/8" (47.6) on center

Part No.	Material/Resin	Description	Color	Weight	
				lbs. / ft.	kg / m
SSP-100-S	Polyester	Slots in Back	Gray	.46	.69
SSV-100-S	Vinylester	Slots in Back	Beige	.46	.69
SSP-158-S	Polyester	Slots in Back	Gray	.62	.93
SSV-158-S	Vinylester	Slots in Back	Beige	.62	.93

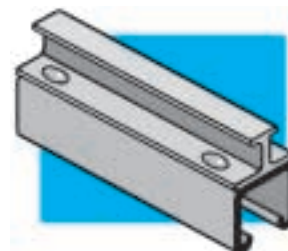
Stocked in 10' (3.05 m) and 20' (6.09 m) length. Cut-to-length channel also available.



Slots - 9/16" (14.3) holes X 7/8" (22.2) slots X 2" (50.8) on center

Part No.	Material/Resin	Description	Color	Weight	
				lbs. / ft.	kg / m
SSP-158-I	Polyester	Concrete Insert	Gray	1.04	1.55
SSV-158-I	Vinylester	Concrete Insert	Beige	1.04	1.55

Stocked in 10' (3.05 m) and 20' (6.09 m) length. Cut-to-length channel also available.

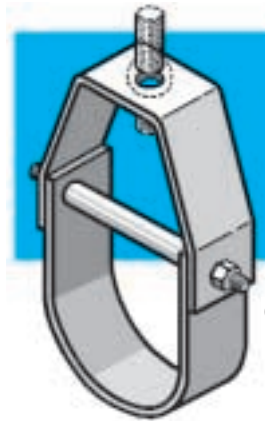


Concrete Insert

PIPE HANGERS, BRACKETS & BEAM CLAMPS

Part No.	Nominal Pipe Size		Maximum Pipe O.D.		Hanger Rod Size	Design Load	
	in.	mm	in.	mm		lbs.	N
SCH200	2	50	2-1/2	63	1/2" - 13	90	.40
SCH212	2-1/2	65	3-1/4	82	1/2" - 13	120	.54
SCH300	3	80	3-7/8	98	1/2" - 13	160	.71
SCH400	4	100	5	127	5/8" - 11	250	1.12
SCH600	6	150	7	177	5/8" - 11	400	1.79
SCH800	8	200	9	228	5/8" - 11	450	2.01
SCH1000	10	250	11-3/8	289	5/8" - 11	500	2.24
SCH1200	12	300	13-1/2	342	5/8" - 11	600	2.69

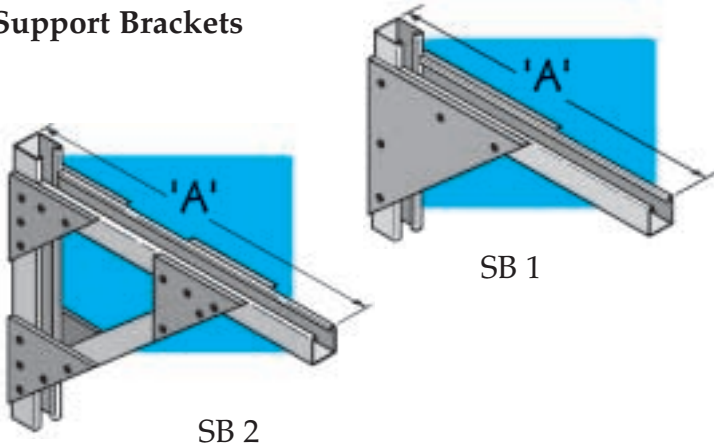
Safety Factor of 3 on Design Loads @ 120°F (49°C).
Insulation may be required at high temperatures.



Clevis Hangers

Order hanger rods and nuts separately.

Support Brackets



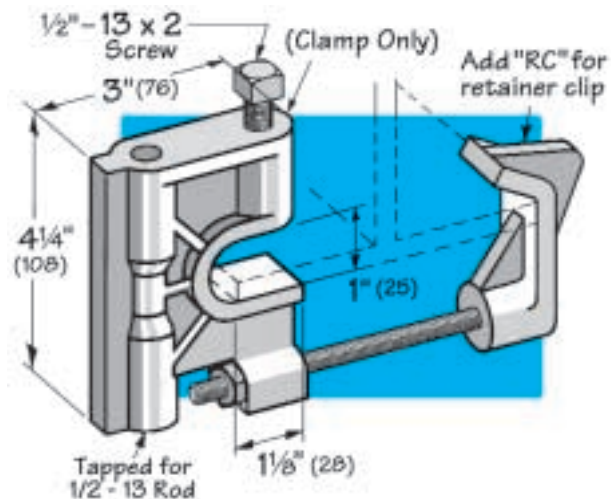
Part No.*	Dimension "A"		Design Load	
	in.	mm	lbs.	N
SB1-06P	10	250	1400	6.22
SB1-09P	13	330	1000	4.45
SB1-12P	16	406	800	3.56
SB1-18P	22	559	675	3.00
SB1-24P	28	711	450	2.00
SB2-24P	28	711	750	3.33
SB2-30P	34	863	750	3.33
SB2-36P	40	1016	750	3.33

*Substitute "V" for "P" when Vinylester Resin is needed.
Design loads based on uniform loading with a Safety Factor of 3.

Beam Clamp

Part No.	Description	Design Load	
		lbs. / ft.	kg / m
SBC	Beam Clamp	800	3.56
SBC-RC	Beam Clamp w/ clip	800	3.56

Safety Factor of 3 on Design Load.




PIPE CLAMPS

Part No.	Nominal Pipe Size		Pipe O.D. Range		Design Load		Max. Torque	
	in.	mm	in.	mm	lbs.	N	in.- lbs.	N-m
SAPC050	1/2 to 3/4	15, 20	75 to 1.05	19 to 28	75	.33	15	1.69
SAPC100	1 to 1-1/2	25, 40	1.05 to 1.90	29 to 48	150	.67	22	2.48
SAPC112	1-1/2 to 2-1/2	40, 65	1.90 to 2.87	48 to 73	150	.67	22	2.48
SAPC212	2-1/2 to 3-1/2	65, 90	2.87 to 4.0	73 to 101	150	.67	22	2.48

Safety Factor of 3 on Design Load.

NOT RECOMMENDED
for Vertical Installation
Without Additional Supports

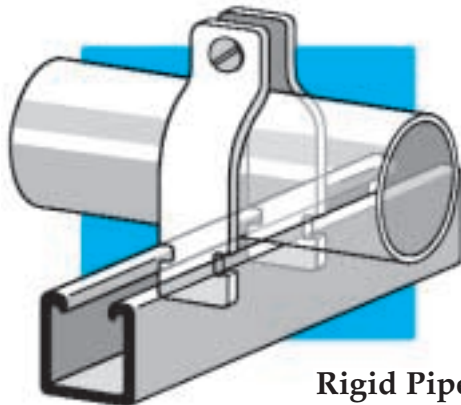
Note: Throughout this catalog, dimensions shown as metric or in parentheses are in millimeters, unless otherwise specified.



Adjustable Pipe Clamp

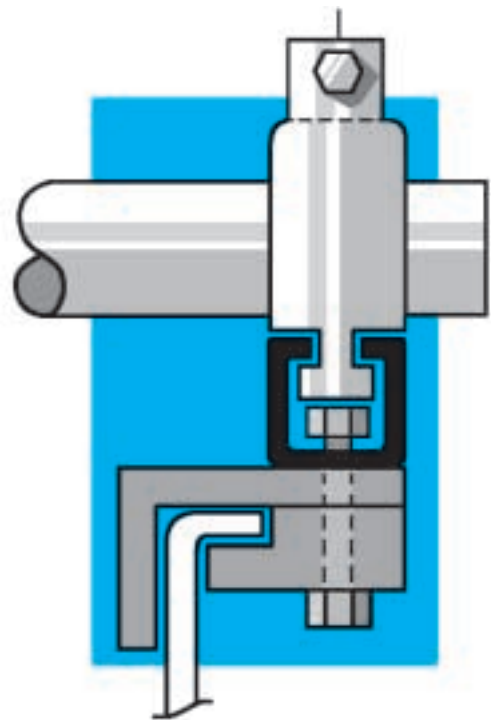
Part No.	Nominal Pipe Size		Design Load		Max. Torque	
	in.	mm	lbs.	N	in.-lbs.	N-m
SRPC050	1/2	15	300	1.33	10	1.13
SRPC075	3/4	20	300	1.33	10	1.13
SRPC100	1	25	300	1.33	10	1.13
SRPC114	1-1/4	32	300	1.33	10	1.13
SRPC112	1-1/2	40	300	1.33	10	1.13
SRPC200	2	50	300	1.33	10	1.13
SRPC212	2-1/2	65	300	1.33	10	1.13
SRPC300	3	80	300	1.33	10	1.13
SRPC312	3-1/2	90	300	1.33	10	1.13
SRPC400	4	100	300	1.33	10	1.13

Safety Factor of 3 on Design Load.



Rigid Pipe Clamp

NOT RECOMMENDED
for Vertical
Installation Without
Additional Supports



**Conduit Swivel Clamp
SCSC - (CTD)**

Cable Tray Designation (CTD) Required. (Ex. 6CP,4P).
Pipe Clamps are a separate order item.

CHANNEL LOAD CHARTS

LOADING INFORMATION – BEAM LOADS: The charts below list the total allowable uniform load for various simple spans based on a minimum safety factor of 2. If the load is concentrated at center span, multiply the load from the above charts by 0.5 and the corresponding deflection by 0.8.

Notes: All beams should be supported in a manner to prevent rotation at supports. Long, deep beams should be tied between supports to prevent twist.

Beam Loading Data for Glass Reinforced Polyester Resin

Beam Span	Part No.	Maximum Allowable Beam Load		Deflection at Maximum Allowable Beam Load		Allowable Load @ Deflection =			
						1/240 Span		1/360 Span	
		lbs.	N	in.	mm	lbs.	N	lbs.	N
12" (305)	SSP-100	793	3527	0.106	2.69	373	1659	249	1107
	SSP-100-D	2301	10235	0.060	1.52	1928	8576	1285	5715
	SSP-158	1783	7931	0.067	1.70	1327	5902	885	3936
	SSP-158-D	5172	23005	0.037	.94	5172	23005	4696	20888
24" (609)	SSPP-100	397	1766	0.425	10.79	93	413	62	276
	SSP-100-D	1150	5115	0.239	6.07	482	2144	321	1428
	SSP-158	891	3963	0.269	6.83	332	1477	221	983
	SSP-158-D	2586	11502	0.147	3.73	1761	7833	1174	5222
36" (914)	SSP-100	264	1174	0.957	24.31	41	182	28	124
	SSP-100-D	767	3411	0.537	13.64	214	952	143	636
	SSP-158	594	2642	0.604	15.34	147	654	98	436
	SSP-158-D	1724	7668	0.330	8.38	783	3483	522	2322

Beam Loading Data for Glass Reinforced Vinylester Resin

Beam Span	Part No.	Maximum Allowable Beam Load		Deflection at Maximum Allowable Beam Load		Allowable Load @ Deflection =			
						1/240 Span		1/360 Span	
		lbs.	N	in.	mm	lbs.	N	lbs.	N
12" (304)	SSV-100	988	4394	0.112	2.84	441	1961	294	1308
	SSV-100-D	2866	12748	0.063	1.60	2279	10137	1519	6756
	SSV-158	2221	9879	0.071	1.80	1569	6979	1046	4652
	SSV-158-D	6443	28658	0.039	.99	6443	28658	5550	24686
24" (609)	SSV-100	494	2197	0.448	11.38	110	489	73	325
	SSV-100-D	1433	6374	0.252	6.40	570	2535	380	1690
	SSV-158	1110	4937	0.283	7.19	392	1743	261	1161
	SSV-158-D	3221	14327	0.155	3.94	2081	9256	1387	6169
36" (914)	SSV-100	329	1463	1.009	25.63	49	218	33	147
	SSV-100-D	955	4248	0.566	14.37	253	1125	169	752
	SSV-158	740	3291	0.637	16.18	174	774	116	516
	SSV-158-D	2148	9554	0.348	8.84	925	4114	617	2744

Recommended Guideline:

Published design loads are based on usage at 70°F (21°C) and must be reduced for continuous exposure to higher temperatures. Refer to the chart at right for high temperature applications.

Temperature	Design Load Multiplier
75° F (24° C)	100%
100° F (38° C)	90%
125° F (52° C)	78%
150° F (66° C)	68%
175° F (79° C)	60%
200° F (93° C)	52%

Note: Throughout this catalog, dimensions shown as metric or in parentheses are in millimeters, unless otherwise specified.

NON-METALLIC THREADED HARDWARE

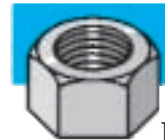
Part No.	Thread Size	Design Load		Max Torque		Weight / C	
		lbs.	N	in-lbs	N-m	lbs.	g
F516100	5/16 x 1	190	845	30	3.4	.4	181
F516114	5/16 x 1-1/4	190	845	30	3.4	.4	181
F38100	3/8 x 1	300	1334	45	5.1	.9	408
F38114	3/8 x 1-1/4	300	1334	45	5.1	1.1	499
F38212	3/8 x 2-1/2	300	1334	45	5.1	1.5	680
F12100	1/2 x 1	490	2180	110	12.4	1.4	635
F12114	1/2 x 1-1/4	490	2180	110	12.4	1.8	816
F12212	1/2 x 2-1/2	490	2180	110	12.4	3.7	1678



Hex Head Bolt

Safety Factor of 3 on Design Load.


Part No.	Thread Size	'H'		Weight / C	
		in.	mm	lbs.	g
F38HN	3/8" - 16	21/64	8	.3	136
F12HN	1/2" - 13	7/16	11	.7	318
F58HN	5/8" - 11	35/64	14	1.4	635



Hex Nut

Note: 3/4" & 1" sizes are available.

Part No.	Thread Size	Design Load		Max Torque		Weight / C	
		lbs.	N	in-lbs	N-m	lbs.	g
F38AT	3/8" - 16	425	1890	45	5.1	.08	36
F12AT	1/2" - 13	750	3336	110	12.4	.13	59
F58AT	5/8" - 11	950	4226	230	26.0	.21	95



All-Thread Rod

Safety Factor of 3 on Design Load. Note: 3/4" & 1" sizes are available.

Part No.	Thread Size	'H'		Weight / C	
		in.	mm	lbs.	g
F38ATHN	3/8" - 16	3/4	19	.8	376
F12ATHN	1/2" - 13	7/8	22	1.7	771



All-Thread Rod
Hex Nut

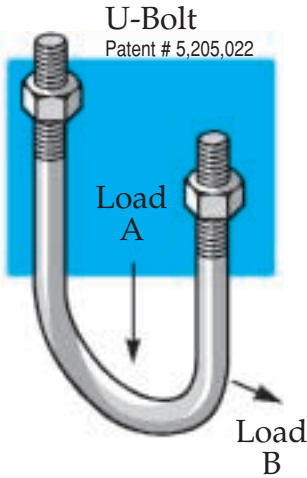
Part No.	Thread Size	Weight / C	
		lbs.	g
FRC38	3/8" - 16	7.4	3357
FRC12	1/2" - 13	11.3	5118
FRC58	5/8" - 11	16.7	7575



Rod Coupler

Note: 3/4" & 1" sizes are available.

NON-METALLIC THREADED HARDWARE & SEALANT



Part No.	Nominal Pipe Size		Design Load A		Design Load B		Max. Torque		Weight / C	
	in.	mm	lbs.	N	lbs.	N	in.-lbs.	N-m	lbs.	g
FUB050	1/2	15	300	1334	150	667	30	3.4	3.5	1588
FUB075	3/4	20	300	1334	150	667	30	3.4	3.9	1769
FUB100	1	25	300	1334	150	667	30	3.4	4.4	1996
FUB114	1-1/4	32	300	1334	150	667	30	3.4	4.8	2177
FUB112	1-1/2	40	300	1334	150	667	30	3.4	5.2	2359
FUB200	2	50	600	2669	200	890	60	6.8	7.7	3493
FUB212	2-1/2	65	600	2669	200	890	60	6.8	10.2	4627
FUB300	3	80	600	2669	200	890	60	6.8	12.6	5715
FUB312	3-1/2	90	600	2669	200	890	60	6.8	15.1	6849
FUB400	4	100	600	2669	200	890	60	6.8	17.6	7983

Safety Factor of 3 on Design Load.

Part No. w/spring	Part No. w/o spring	Thread	Pull-Out		Slip Resistance		Max. Torque		Weight / C	
			lbs.	N	lbs.	N	in.-lbs.	N-m	lbs.	g
FCN38	FCN38WO	3/8 - 16	300	1334	150	667	200	22.6	2.3	1043
FCN12	FCN12WO	1/2 - 13	300	1334	150	667	200	22.6	2.3	1043

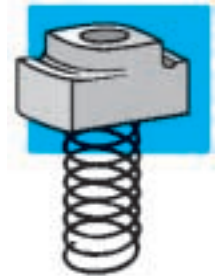
Safety Factor of 3 on Design Load. Note: 1/4" & 5/16" sizes are available.

Part No.	Hole Size in.	Weight / C	
		lbs.	g
F38W	3/8"	.5	227
F12W	1/2"	.5	227
F58W	5/8"	.5	227
F34W	3/4"	.5	227
F100W	1"	.5	227

Flat Washer



Channel Nut



Channel Nut w/ Spring

SPRAY SEALANT

To reseal fiberglass after field modifications.
Catalog No. Clear-1215
12 fl. oz. spray acrylic



BRUSH-ON RESIN SEAL KIT

To reseal fiberglass after field modifications.


Catalog No.

RSK-05 1/2 pint RSK-010 1 pint
Contents: Resin, Catalyst, Stir Stick & Applicator.
Vinylester Resin: RSKV-05, RSKV-010

SEASAFE PRODUCTS


Fiberglass Structural Systems

Seasafe structural systems offer a variety of high-strength, light-weight, maintenance-free products. Ask about our custom capabilities including design and engineering, as well as manufacturing.




Molded Grating

GatorGrate™ molded fiberglass grating, with high bi-directional strength, is both fire-retardant and corrosion-resistant and has an integral anti-slip top surface.



Pultruded Grating

GatorDeck™ pultruded fiberglass grating offers superior load-carrying ability over longer spans, at a competitive price. It is both fire retardant and corrosion resistant.



Molded Stair Treads

GatorGrate™ molded stair treads not only offer the same rugged performance and corrosion-resistance found in GatorGrate, but also carry more load (tread for tread) than other molded stair treads.



Pultruded Stair Treads

GatorDeck™ pultruded stair treads are available in two resin systems as well as six span widths and in both yellow and gray colors.




Hand Rails

GatorGrate™ pultruded FRP hand rails guard against slips & falls. Built to OSHA standards. Standard color is safety yellow.




Ladders

GatorGrate™ FRP safety ladders and caged ladders guard against slips and falls. Built for positive traction and easy gripping, they will withstand rugged use in tough environments.



Floor Plate

GatorPlate™ floor plate is ideal for fixing slippery spots or in large slippery areas. The anti-slip surface helps reduce slips & falls even when hazardous liquids are present.



Covered Grating

GatorGrate™ covered grating combines floor plate with molded grating for added strength and durability. The entire structure is molded into an integral, corrosion-resistant, anti-slip panel.



Structural Shapes

Structural shapes are available in standard configurations including angles, I-beams, wide flange beams, channels, bars, round and square tubes. Custom shapes are available, too!



Seasafe, Inc.

500 Dover Blvd. - Suite 300 - Lafayette, LA 70503

Toll Free: 800-326-8842 Fax: 337-406-8880

e-mail: seasafe@seasafe.com - Homepage: www.seasafe.com

seasafe products are made in the U.S.A.

All trade names mentioned herein are registered trade marks of Seasafe, Inc. unless otherwise designated.

Represented by: